




# 2 LIGHT SLIDER

## Platinum Pro220



### STRUCTURAL TEST DATA

**FOR EGRESS SIZES ON THE FOLLOWING WINDOWS:**

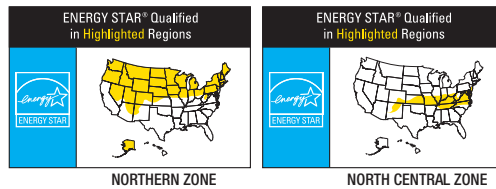
- These Sizes Also Meet Minimum 20" Clear Egress Width And 24" Clear Egress Height

MODEL	SIZE	GLASS TYPE	FORCED ENTRY RESISTANCE	AIR INFILTRATION SCFM/FT	PRODUCT DESIGNATION	DESIGN PRESSURE	MAXIMUM WATER PRESSURE ACHIEVED	MAXIMUM STRUCTURAL PRESSURE ACHIEVED	MANUFACTURED SIZE REQUIRED TO MEET 5.7 SF EGRESS WITH STANDARD HARDWARE
<b>Pro220</b>	63 X 44	3/4 DUAL DSB	GRADE 10	0.11	R-PG30	50.13 PSF	4.59PSF	75.19 PSF	49 1/4 X 45 3/8

### THERMAL PROPERTIES

**FOR ALL OF THE FOLLOWING WINDOWS:**

- Dual Glass consists of one light RLE 70/36 & one light clear
- Triple Glass consists of two lights RLE 70/36 & one light clear
- All air spaces contain Argon Gas



<b>Pro220 TWO LIGHT SLIDER</b>									<b>2023 ENERGY STAR LABEL</b>	
TWO LIGHT SLIDER Pro220	GLAZING OPTION	FOAM FILLED STANDARD ON PRO200	GRIDS YES / NO	U-VALUE	R-VALUE	SOLAR HEAT GAIN COEFFICIENT	CONDENSATION RESISTANCE	VISUAL TRANSMITTANCE	NORTHERN ZONE	NORTH CENTRAL ZONE
<sup>1</sup> Guardian Climaguard 70/36 Surface 2		<b>DUAL GLAZED DOUBLE STRENGTH GLASS</b>							√ = Qualified	
Low-E <sup>1</sup> Argon Dual DSB		Yes	No	0.27	3.70	0.30	60	0.55	-	-
Low-E <sup>1</sup> Argon Dual DSB		Yes	Yes	0.27	3.70	0.27	60	0.49	-	-
<sup>2</sup> Guardian Climaguard 70/36 Surface 2 & 4		<b>TRIPLE GLAZED STANDARD STRENGTH GLASS</b>								
Low-E <sup>2</sup> Argon(2) Triple SSB		Yes	No	0.21	4.76	0.24	67	0.43	√	√
Low-E <sup>2</sup> Argon(2) Triple SSB		Yes	Yes	0.22	4.76	0.22	67	0.38	√	√



MODELS Pro220

### GLOSSARY OF TERMS

**U VALUE** – The rate of heat flow through a glazing system: the lower the value, the better the insulating quality.

**R VALUE** – The resistance to temperature change through a glazing system, the higher the value, the better the insulating quality.

**SOLAR HEAT GAIN** – The percentage of heat gained from both direct sunlight and absorbed heat. The smaller the number, the greater the ability to reduce solar heat gain.


**CONDENSATION RESISTANCE FACTOR** – A measure of the effectiveness of window or glazing system to reduce the potential for condensation. The higher the condensation resistance factor, the more efficient the window and glazing system.

**VISIBLE TRANSMITTANCE** – The percentage of light that is transmitted through glass in the visible light spectrum. The higher the number the higher the percentage of visible light transmitted through the window.



# 2 LIGHT SLIDER

## Platinum Pro220



### Product Specifications

#### Pro-Series Double Slider

**Main Frame** – Comprised of rigid Polyvinylchloride (PVC) multi-hollow extrusions with all exterior walls specified to 0.062” thickness and interior walls specified to 0.050” thickness. It has been designed as a dual pocket double slider with all corners fusion welded. The window has been designed for both new construction and replacement installations with an extruded integral nail fin added for new construction. The main frame has a jamb depth of 3 1/4”. Accessory grooves are incorporated in the design to allow for interior and exterior trim options.

**Sash** – Comprised of rigid Polyvinylchloride (PVC) multi-hollow extrusions with all exterior walls specified to 0.062” thickness and interior walls specified to 0.050” thickness. Aluminum reinforcement in the lock rail provides structural assistance and allows for secure lock installation. Weather stripping to either side of the interlocking point reduces air infiltration at the meeting rails. A weather strip cover leg creates a smooth finished appearance. An integral low profile handle rail provides less interference for blind installation.

**Glazing** – Insulated glass panels are provided in two overall thicknesses. Dual glazed units are 3/4” overall and Triple glazed units are 7/8” overall. All units are assembled with Super Spacer™ warm edge technology. Low-E coated glass and argon gas filled air spaces are incorporated to raise energy efficiency. Each glass unit is dual sealed with the Super Spacer™ adhesive and a secondary hot melt butyl seal along the entire perimeter. Insulated glass units are laid in a back bedding of silicone then held in place with snap in glazing strips.

**Weather Stripping** - All Platinum Pro Products and NYS weatherization models come with AAMA Verified Components weather stripping.

**Hardware** – On windows 27 1/2” and taller two cam locks are included below 27 1/2” a single cam lock is mounted in the center of the lock rail. Solid brass rollers in nylon housings allow for ease of operation.

**Screen** – Screens are comprised of extruded rails and come with Better Vue™ fiberglass insect screening to be less noticeable when looking outside.

**Installation** – Performed by others. Frames must be installed straight, plumb and level following our installation guidelines.

THE  
**ENERGY KING**  
Windows & Doors