

Proper Measuring Techniques for Architectural Shapes

Proper measuring of the window unit is critical.

Measurements provided must be of the outside dimensions of the unit.

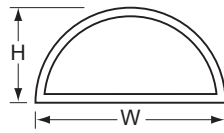
If the window unit is not a standard arch or curve, please provide a template of the unit. This can be done by using material available on the job site. House wrap is a perfect material for templating:

- Cut the house wrap to the size of the window, or
- Stretch the house wrap across the window and, using a pencil, create a tracing of the outside edge of the exterior side of the window.

Please Note: Orders are for bent segments only. Orders do not include straight segments.

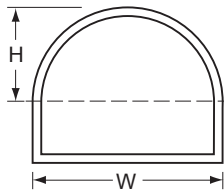
Mail the template with your order to:

Energy King Windows & Doors
 815 Smith Street
 Buffalo, New York 14206

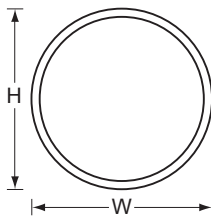


Circle Top/Half Round

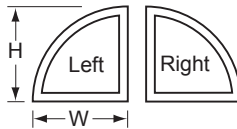
Circle Top/Half Round units have a height that is exactly half the width.



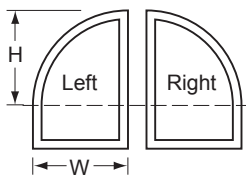
Circle Top/Half Round with Legs



Full Circle



Quarter Arch/Quarter Circle

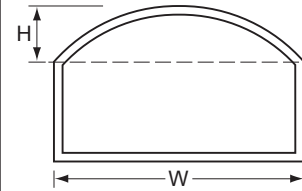


Quarter Arch/Quarter Circle with Legs



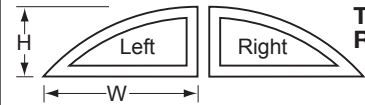
Eyebrow

Eyebrow units have a height that is less than half the width.



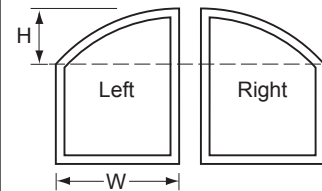
Template Required

Eyebrow with Extended Legs



Template Required

Half Eyebrow



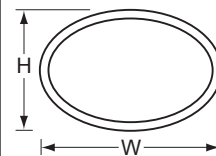
Template Required

Half Eyebrow with Extended Legs



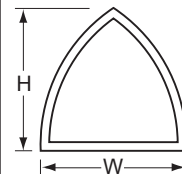
Template Required

Half Ellipse



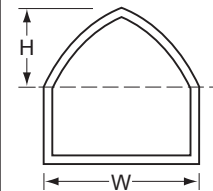
Template Required

Ellipse/Oval



Template Required

Cathedral



Template Required

Cathedral with Extended Legs