

WFO

WINDOW FACTORY OUTLET

815 Smith Street Buffalo, NY 14206

Order Date - _____
 Purchase Order # - _____
 Job Name - _____
 Ordered By - _____

Series 5000 Slim Line Bay & Bow Windows

Make Size - _____ " X _____ " DH
Width Height
 Jamb Depth - _____ " (Wall Thickness) CS
 Wood Type - Oak Birch FX
 Quantity - _____ Seat Profile - Flat Sill

15° Three-Lite Bay

- 17" Flankers - 5-15/16" Projection
- 21" Flankers - 7" Projection
- 28" Flankers - 8-13/16" Projection
- ¼ - ½ - ¾ - Format

30° Three-Lite Bay

- 17" Flankers - 10-13/16" Projection
- 21" Flankers - 12-13/16" Projection
- 28" Flankers - 16-5/16" Projection
- ¼ - ½ - ¾ - Format

45° Three-Lite Bay

- 17" Flankers - 15-1/2" Projection
- 21" Flankers - 18-5/16" Projection
- 28" Flankers - 23-1/4" Projection
- ¼ - ½ - ¾ - Format

Four-Lite Bay

- 15 Degree - Projection Varies
- 30 Degree - Projection Varies
- 45 Degree - Projection Varies

Five-Lite Bay

- 15 Degree - Projection Varies
- 30 Degree - Projection Varies
- 45 Degree - Projection Varies

Three-Lite Bow

- 15 Degree - Projection Varies
- 30 Degree - Projection Varies
- 45 Degree - Projection Varies

Four-Lite Bow

- 10° - Projections under 13-9/16"
- 15° - Projections under 20-3/16"
- 30° - Projections under 42-9/16"

Five-Lite Bow

- 10° - Projections under 16-1/4"
- 15° - Projections under 24-5/16"
- 22° - Projections under 37-1/8"

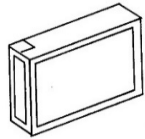
Six-Lite Bow

- 10° - Projections under 20-3/16"
- 15° - Projections under 30-3/4"
- 18° - Projections under 37-11/16"

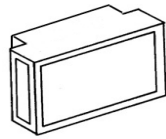
Two-Lite V Bay

- 45° - Projection Varies
- 60° - Projection Varies
- 90° - Projection Varies

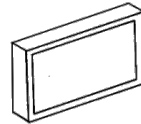
90° Box Bay



Hat Style 90° Box Bay



90° Bump-Out Bay



Desired
Exterior
Projection
n

_____ "

Support Systems

- Cabled Hanging System
- Standard Knee Brace _____ qty
- Deluxe Knee Braces _____ qty

Projection Specifications

Desired Exterior Projection - _____ "
 Desired Total Projection - _____ "
 Exterior Projection Limitation - _____ "
 Total Projection Limitation - _____ "

Seat Options

- Non-Insulated
- Standard R-9
- Deluxe - R-21
- Insulated to Jamb
- Insulated to _____ " from inside

Exterior Vinyl Cladding

- White (Creamy White)
- Beige

Painted Vinyl Exterior

_____ Color Name & Number

Factory-Finished Stained Interiors

- Natural Oak Other _____
 - Colonial Cherry _____
- Color Name & Number

Panning System

Avonite Seats

- Cameo White
- Beach
- Sandstone
- Dusk

Recessed Lighting

of Lights (1, 2 or 3)
 Brushed Nickel
 Polished Brass
 White

Interior Casing

- 2-1/4" Colonial Style
- 3-1/2" Colonial Style
- 6" Stacked Colonial Style
- Pre-miter Interior Stops
- Pre-miter Int.Casing & Stops
- Edge Banding

Decorative Casing & Trim Packages

Mark wood type if different than frame

- Oak Poplar
- Maple _____ Package Letter

Seat Cushions

_____ " - Foam Depth - 2", 3" or 4" (3" is Standard)
 Fabric Pattern & Color - _____

Plastic Laminate Interior

- Seat Only Seat, Head & Jambs
Paint/Stain remaining wood components
- White Natural Oak
- Beige Colonial Cherry
- Other

Roofs & Roof Clad Kits

- Assembled Hip Style Wood Roof
- Assembled Concave Style Wood Roof
- Custom Roof Back Height - _____ "

Metal Roof Clad Kit

- Real Copper Pre-applied Inralac
 - Masonry Flashing
 - Painted Aluminum _____
- Color must come from Roof Clad Kit Color Chart

Comments - _____